

The logo for SPXX, featuring the letters 'SP' in a dark grey, bold, sans-serif font, followed by 'XX' in a bright green, bold, sans-serif font. A registered trademark symbol (®) is located to the right of the second 'X'.

SPXX®

A green arrow icon pointing to the right, positioned to the left of the text.

➤ Where Ideas Meet Industry

/ MC Fluid Cooler /





Unmatched reliability

Heavy-duty construction, high performance design and our five-year mechanical warranty ensure consistent, fully-rated cooling over a wide range of flow and temperature requirements.

What every premium installation demands.

Reliability and performance. When specifying components for high-end applications, they're the most important considerations for your cooling solution. And the Marley MC Fluid Cooler delivers, with CTI-certified performance, low noise and a space-saving footprint for installation practically anywhere. Suitable for all critical indoor and outdoor applications, the MC Fluid Cooler provides these built-in performance advantages:

Low energy consumption

Fluid cooling equipment minimizes the energy consumption of the entire system because it provides lower operating temperatures – saving money while conserving natural resources.

Low noise

Centrifugal fans, a fully-enclosed falling water area and optional sound attenuation create one of the quietest tower configurations on the market.

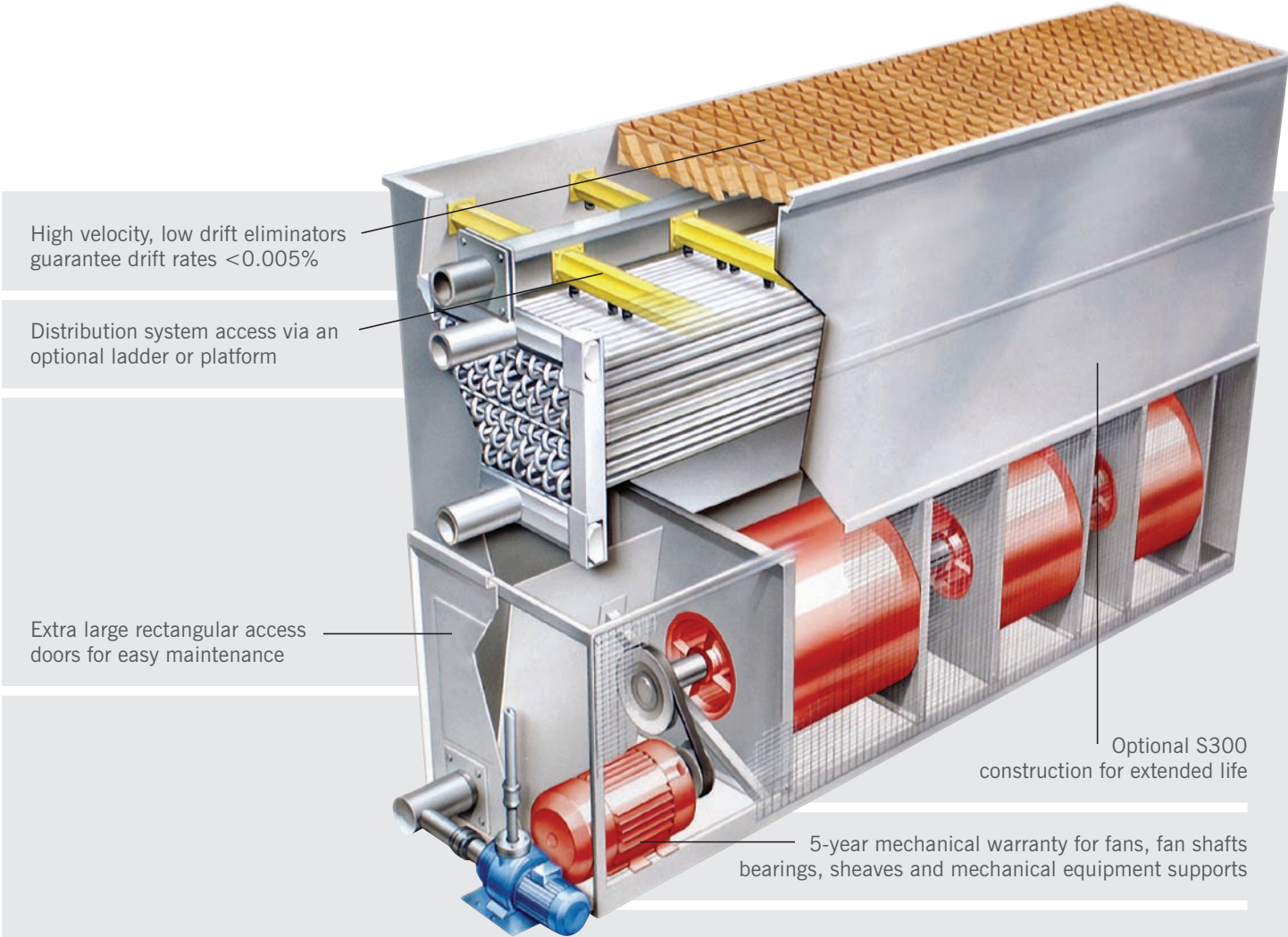
Smaller footprint

Forced-draft counterflow design requires considerably less plan area than crossflow towers.

Ease of maintenance

An extra large entry panel makes the interior of the unit easy to access for service and maintenance. For even greater access, the motor and drive are located outside the plenum area near the grade.

Features of the MC Fluid Cooler



POPULAR OPTIONS

Welded stainless steel collection basin – for extra protection, all collection basin parts exposed to the circulating water, including structural members projecting into the basin (plus attaching hardware and all basin options) are heavy-gauge series 300 stainless steel.

Electric basin heater – incorporating a stainless steel electric immersion heater with magnetic contactor and solid state circuit board can prevent freezing during operation in cold weather. A pump heat trace comes standard with the basin heater package.

Solid state water level control package – monitors basin water level with solenoid-valve water makeup. Configurations include makeup along with high and low water level alarm and cutoff and electric basin heater cutoff.

Positive closure dampers – gives the added security of safe operation in freezing weather by trapping heat inside the fluid cooler while fans are inoperable. Electric or pneumatic actuator operation allow for flexibility during design.

Vibration switch – protects against mechanical failure should the tower experience high vibration levels. Automatically shuts down the motor. Manual reset ensures inspection to correct initial vibration cause.

Variable speed drive – provides the ultimate in temperature control, energy management, sound control and mechanical equipment longevity.

Control systems – range in sophistication from standard fan and pump starters to Programmable Logic Controllers that work in conjunction with your building or process system.

Sound attenuation – baffles can be installed across the length of the air inlet, as well as the air outlet opening. All baffles are constructed of perforated sheet metal and contained within a self-supporting steel box.



Standard HDG coil pressure tested to 400psi

Hot dipped galvanized after fabrication

Welded process fluid connection on either side

Coils sloped for drainage

For fully-rated thermal performance, low sound levels and installation costs, year-round operating reliability and simplified maintenance requirements, demand the Marley MC Fluid Cooler. Call **800 462 7539** or visit **www.spxcooling.com** to learn more.

Frequently Asked Questions



Q Why should I purchase a fluid cooler instead of a cooling tower/heat exchanger combination?

A Fluid coolers reduce piping and system complexity by combining three pieces of equipment (cooling tower/heat exchanger/pump) into one unit. This can prove beneficial in critical application areas.

In addition, a cooling tower and heat exchanger usually have a combined approach temperature of about 7°F. With a closed circuit fluid cooler, certified approaches as low as 5°F can be guaranteed – allowing for colder process fluid temperatures and greater efficiency during operation.

Closed circuit systems also protect the process fluid from contamination – reducing fouling and scaling tendencies within sensitive systems. Clean closed loops result in greater efficiency, reduced energy costs and reduced maintenance costs.

Q What are some common closed circuit/fluid cooler applications?

A Typical closed circuit applications include any process that is sensitive to fouling and corrosion. Many HVAC applications are ideal for fluid coolers. Fluid coolers are also ideal for installations where the process fluid is something other than water. Although certified with water as the process fluid, the MC Fluid Cooler can effectively discharge heat from other fluids such as glycol, oil or other unusual water mixtures.

Common applications for the MC Fluid Cooler:

- Water source heat pumps
- Self-contained cooling
- Chillers
- Free cooling
- Cooling special fluids
- Compressor jacket cooling
- Machine jacket cooling

Common sites for the MC Fluid Cooler:

- Condominiums
- Steel mills
- Power plants
- Schools
- Hospitals

Q Why would I install a forced draft fluid cooler over other fluid cooler configurations?

A There are a number of reasons why a *forced draft* fluid cooler might be the smartest choice:

Low energy and water consumption – forced-draft fluid coolers can alternately operate in a dry cooling mode if ambient conditions are favorable. This minimizes energy and water consumption, saving money while conserving natural resources. For situations that require greater *electrical* energy savings, consider the Marley MH Fluid Cooler.

Low noise – centrifugal fans and a fully-enclosed falling water area work to create one of the quietest fluid cooler configurations on the market.

Small footprint – a forced-draft, counterflow design requires considerably less plan area than crossflow towers.

High static – the capability of centrifugal fans makes it ideal for ducted applications, indoors or out.

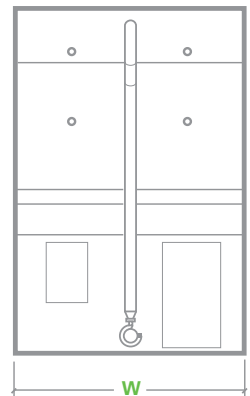
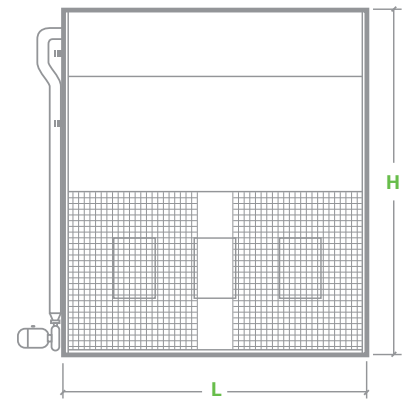
Q Can a fluid cooler be used in freezing weather applications?

A Yes, but care must be taken to ensure proper operation and orientation (preventing recirculation). By maintaining sufficient flow rate and heat load on the process fluid, a closed circuit tower can be utilized in almost any environment.

Fluid exiting the coil must be maintained at or above 45°F. Cycling of the recirculation should not be used to control process temperatures. Instead, introduction of ethylene or propylene glycol solutions is the best means to protect the coil. For more severe fluid cooler freezing environments, we recommend the Marley MH Fluid Cooler.

TOWER MODELS	GPM*	L	W	H	INSTALLED WEIGHT
MCF7012_081	34 - 44	6' - 0"	4' - 1"	9' - 3"	3110
MCF7012_101	40 - 51	6' - 0"	4' - 1"	10' - 0"	3490
MCF7012_121	44 - 56	6' - 0"	4' - 1"	10' - 9"	3870
MCF7013_081	63 - 77	9' - 0"	4' - 1"	9' - 3"	4035
MCF7013_101	72 - 86	9' - 0"	4' - 1"	10' - 0"	4540
MCF7013_121	76 - 93	9' - 0"	4' - 1"	10' - 9"	5050
MCF7014_081	95 - 115	12' - 0"	4' - 1"	9' - 3"	5070
MCF7014_101	104 - 125	12' - 0"	4' - 1"	10' - 0"	5700
MCF7014_121	109 - 133	12' - 0"	4' - 1"	10' - 9"	6340
MCF7054_081	216 - 283	11' - 8"	7' - 10"	13' - 8"	9050
MCF7054_101	239 - 310	11' - 8"	7' - 10"	14' - 5"	10270
MCF7054_121	250 - 323	11' - 8"	7' - 10"	15' - 2"	11300
MCF7055_081	357 - 402	11' - 8"	7' - 10"	13' - 8"	12250
MCF7055_101	397 - 445	11' - 8"	7' - 10"	14' - 5"	13940
MCF7055_121	425 - 476	11' - 8"	7' - 10"	15' - 2"	15625
MCF7073_081	183 - 215	8' - 9"	9' - 9"	13' - 8"	9070
MCF7073_101	208 - 249	8' - 9"	9' - 9"	14' - 5"	10245
MCF7073_121	222 - 264	8' - 9"	9' - 9"	15' - 2"	11425
MCF7074_081	270 - 312	12' - 1"	9' - 9"	13' - 8"	11270
MCF7074_101	295 - 343	12' - 1"	9' - 9"	14' - 5"	12770
MCF7074_121	313 - 363	12' - 1"	9' - 9"	15' - 2"	14270
MCF7075_081	419 - 487	17' - 7"	9' - 9"	13' - 8"	15075
MCF7075_101	460 - 538	17' - 7"	9' - 9"	14' - 5"	17150
MCF7075_121	488 - 565	17' - 7"	9' - 9"	15' - 2"	18995

* at 95° F HW, 85° F CW and 78°F WB



ADDITIONAL MC FLUID COOLER PUBLICATIONS

For further information about the MC Fluid Cooler – including engineering schematics, data, layout requirements and more – ask your Marley sales representative for a copy of the following publications:



Engineering Data
and Specifications



IOM Manual

OTHER SPX COOLING TECHNOLOGIES PRODUCTS

SPX Cooling Technologies offers a full line of industry-leading products – with unmatched support and innovation designed to help you get the most out of your cooling process. Take a look at these other SPX Cooling Technologies' products.



Marley MH
Fluid Cooler



Marley MCW
Cooling Tower



Recold MW
Fluid Cooler



Recold JW
Fluid Cooler

SPX[®]

COOLING TECHNOLOGIES

7401 WEST 129 STREET
OVERLAND PARK, KANSAS 66213
UNITED STATES
913 664 7400
spxcooling@spx.com
spxcooling.com

In the interest of technological progress,
all products are subject to design and/or
material change without notice.
©2009 SPX Cooling Technologies, Inc.
Printed in USA | MCF-09



Global Headquarters
13515 Ballantyne Corporate Place
Charlotte, North Carolina 28277
United States

Where Ideas Meet Industry

Where Ideas Meet Industry

www.spx.com